



# Whyzen® Analytics

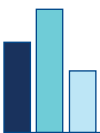
## Understand trends. Identify cost savings. Deliver better care.

Smart benefits are essential to employee health and productivity. And with health benefit costs<sup>†</sup> reaching 30% of expenses, you need predictive tools and actionable insights to provide the best in employer-sponsored healthcare.

Whyzen Analytics, our state-of-the-art employer analytics and reporting solution, gives you deeply detailed and accurate cost, utilization, population health, and quality metrics.

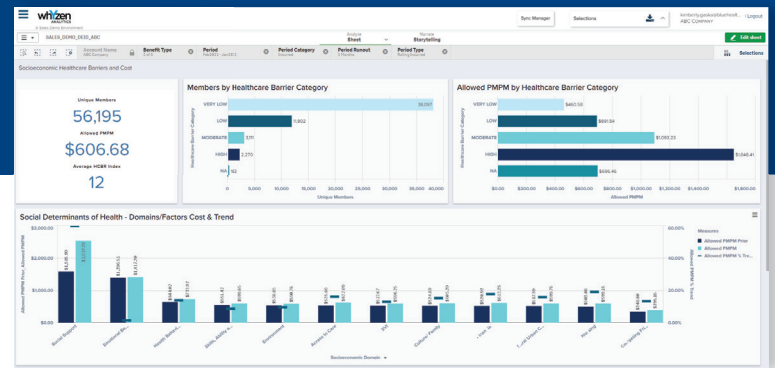
These data paint an in-depth and panoramic view of employee health.

You can quickly spot trends, compare top-line performance, and identify areas of potential cost savings. Then you can dive into the details, revealing the root causes of issues and pointing the way to action.



## The result?

**Smarter care. Better benefits.  
Happier employees.**



## Gain and retain employer accounts with insights that help you:

### Take Meaningful and Swift Action

- Predict healthcare risks, costs, and utilization
- Direct care to higher-performing providers
- Optimize plan designs

### Test Theories and Respond

- Identify patterns and trends that impact quality of care and the bottom line
- Run multiple "what-if" scenarios to see how certain variables influence outcomes
- Drill into data to find root causes of overutilization and other issues

### See the Big Picture

- Health insurance product type (e.g., HMO, PPO)
- Benefits (e.g., medical, vision, dental, and behavioral health)
- Members' claims, SDOH factors

### Compare and Improve Performance

- Accurately predict events, such as avoidable ED visits
- Conduct meaningful exposure analyses, such as the cost impacts of new drugs
- Track performance against key measures

<sup>†</sup>National Health Expenditure Projections Report, 2019

## Pixel-perfect reports to guide conversations

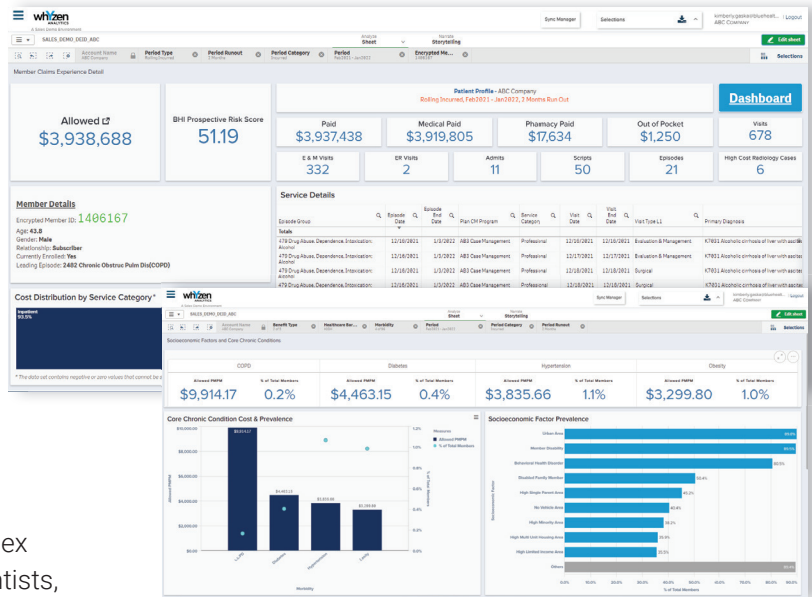
Let graphically rich, interactive dashboards and modern plan performance reports tell the stories you need to generate insights.

## Near real-time access to plan data

The platform is refreshed as quickly as within three days of receipt of data, allowing you to have conversations with clients shortly after a month closes.

## Custom consulting and proven capabilities

Backed by decades of experience delivering complex analytic solutions, our business leaders, data scientists, technologists, clinicians, and analytic experts can successfully support you by providing invaluable intelligence about how to use and customize Whyzen Analytics. That frees you to spend more time on what matters most – finding insights and delivering improvements.



### Foster Consultative Relationships

- Develop and implement recommendations
- Provide greater transparency
- Monitor progress
- Strengthen customer relationships



### Prevent Progression to Higher Costs

- Predict high-cost members
- Recommend effective interventions – such as targeted case management – to mitigate progression to even higher costs
- Ease data sharing with external stakeholders on things such as the value of disease management programs



### Make Care More Equitable

- Address underlying problems before they escalate
- Recommend benefit design changes or the use of telehealth
- Deliver supportive services to address members' social and economic barriers to care
- Spot variations from national, regional, and organizational benchmarks to drive alignment



Is your employer benefits reporting solution providing a competitive advantage?  
If not, contact BHI to dig deeper into the data.

Visit [bluehealthintelligence.com](https://bluehealthintelligence.com) or email [info@bluehealthintelligence.com](mailto:info@bluehealthintelligence.com).