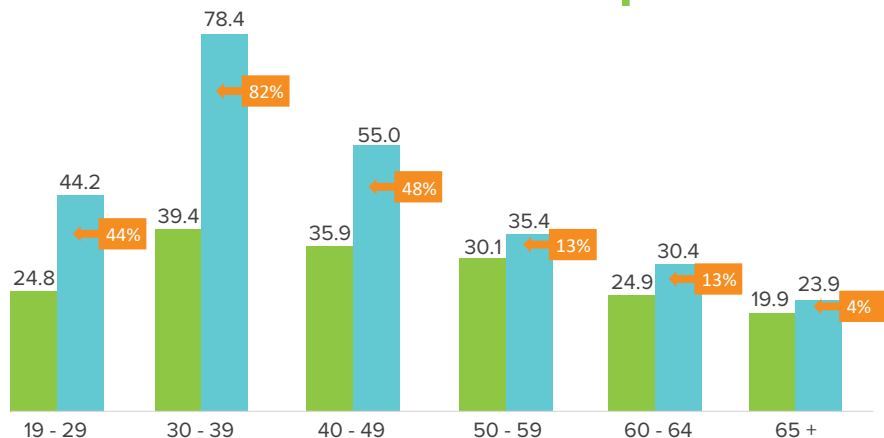


2019 OPIOID ABUSE

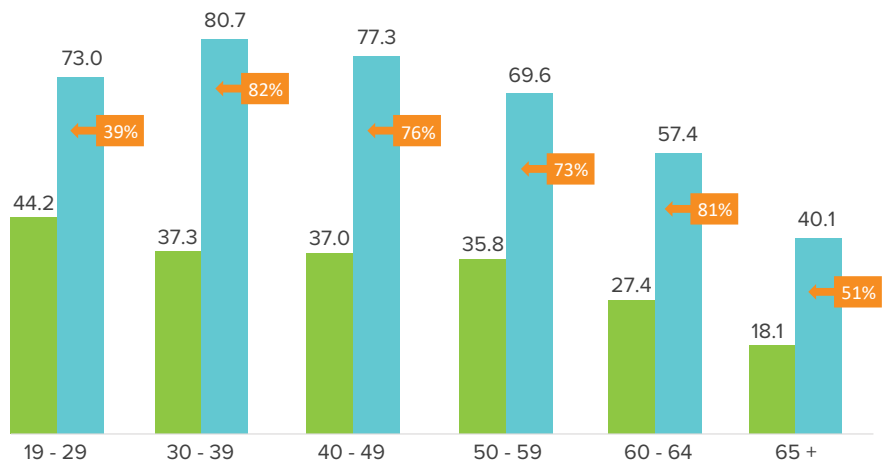
% DIFFERENCE IN RATE/10,000 MEN VS WOMEN



ICD - 10 Dx F11
Based on 144,000 members with opioid dependence of which 60% are men

2019 ALCOHOL ABUSE

% DIFFERENCE IN RATE/10,000 MEN VS WOMEN



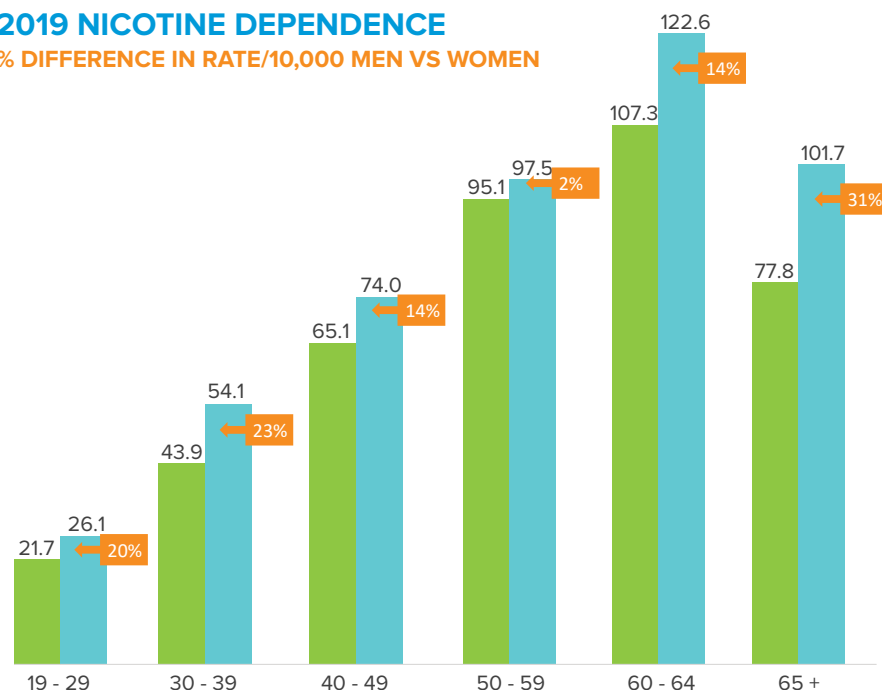
ICD - 10 Dx F10
Based on almost 200,000 members with alcohol dependence of which 66% are men

WHAT THE DATA SAYS

Research from Blue Health Intelligence® (BHI®) revealed that men faced a number of health challenges in 2019, and, in many cases, had significantly higher rates of disease than their female counterparts. Higher rates of alcohol abuse, opioid abuse, and nicotine dependence were observed in all age groups of men 19 and older.

2019 NICOTINE DEPENDENCE

% DIFFERENCE IN RATE/10,000 MEN VS WOMEN



ICD - 10 Dx F17
Based on 250,000 members with nicotine dependence

Contact BHI to see how better data can make a difference.

Visit bluehealthintelligence.com or email info@bluehealthintelligence.com.