





Empowering healthcare organizations to improve quality, reduce costs, optimize performance, and drive innovation using trusted data and analytics.

SaaS SOLUTIONS – LICENSED PRODUCTS

Creating a single source of truth through a common data platform

	<p>Delivers an extremely flexible employer analytics and reporting solution that provides an integrated account view of employees' health benefits.</p>	<p>KEY USERS: Client Reporting Sales and Marketing</p>
	<p>Allows self-service reporting at an account-level using adjusted national, regional and industry benchmarks.</p>	<p>KEY USERS: Client Reporting Sales and Marketing</p>
	<p>Optimizes risk adjustment for Affordable Care Act and Medicare Advantage programs by finding coding issues, identifying care gaps, and measuring intervention accuracy.</p>	<p>KEY USERS: Government Programs Risk Management</p>
	<p>Reports on and provides data visualization for BHI's risk identification and stratification analytics. Helps plans ensure that the right members benefit from the right interventions to improve healthcare outcomes and lower costs.</p>	<p>KEY USERS: Care Management Population Health</p>

ANALYTIC ENHANCEMENT TOOLS – LICENSED INTELLECTUAL PROPERTY

Decision-making algorithms powered by deep data and broad analytic expertise

<p>CarePulse</p>	<p>Data-driven rules engine that replicates and/or augments HEDIS, NCQA, and other nationally recognized quality measurements – allowing plans to predict and better manage these ratings.</p>	<p>KEY USERS: Provider Relations Quality</p>
<p>Episode of Care (EoC) Grouper</p>	<p>Grouping methodology that uniquely combines medical procedures and treatments into a single, customizable unit of analysis. Empowers users to make more informed contracting decisions, conduct research, and better understand the cost and quality of care offerings in different settings.</p>	<p>KEY USERS: Contracting Product Design Research</p>
<p>Healthcare Barrier Index</p>	<p>Weighs claims and socio-economic data to determine the level of difficulty any individual or population will encounter when seeking care. Helps organizations identify where intervention and support is needed so individuals can get the healthcare services they need.</p>	<p>KEY USERS: Case Management Population Health</p>

* THE POWER OF BHI DATA

190M+ UNIQUE MEMBERS AND GROWING
REFRESHED MONTHLY

19B CLAIMS AND CLIMBING
COVERAGE FOR EVERY 3-DIGIT ZIP CODE IN THE U.S.

10+ YEARS OF HISTORIC DATA
CONFORMED UNIFORMLY

CONSULTING AND DATA SCIENCE

Combining real-world knowledge and cutting-edge data science

Analytics Extender Services	Reduces cycle time training needs required for any project or initiative by drawing upon our experts, who are intimately familiar with healthcare claims analytics.	KEY FUNCTIONS: Enterprise Analytics Internal Strategy and Planning
Consumer Transparency Program Support	Provides analytics and national cost data to provide accurate content for various consumer transparency programs.	KEY FUNCTIONS: Enterprise Analytics Consumer Engagement
Custom Benchmarking Studies	Delivers custom benchmark analyses to provide credible and timely competitive norms.	KEY FUNCTIONS: Client Reporting Sales and Marketing
Exposure Analyses	Executes studies that model the potential cost and utilization impacts from coverage and benefit design changes or the availability of a new healthcare product or service; e.g., cost implications for a new cancer drug.	KEY FUNCTIONS: Finance Medical Policy
Healthcare Waste Reduction	Identifies services and procedures that are overutilized, potentially harmful, and/or create unnecessary costs for plans. We also conduct research that pinpoints sustainable cost savings by identifying optimal sites of service given local and regional variations.	KEY FUNCTIONS: Medical Economics Sales and Marketing
Predictive and Prescriptive Analytics for High-Cost Claimants	Creates proprietary algorithms by harnessing BHI's data assets, advanced artificial intelligence, statistical models, and machine learning to predict a range of possible scenarios, e.g., predicting new high-cost members who will exceed \$250K in the coming year.	KEY FUNCTIONS: Actuarial Services Care Management
Provider Network Optimization	Helps plans build high-performing provider networks for their employer accounts. Our analytic work further optimizes account networks by providing insights that direct employees to lower cost and higher-quality providers or designated Centers of Excellence.	KEY FUNCTIONS: Client Reporting Sales and Marketing

ARE YOU USING BEST-IN-CLASS ANALYTIC SOLUTIONS TO OPTIMIZE YOUR PERFORMANCE?

Contact BHI to learn how our data and analytics can drive results.
Visit bluehealthintelligence.com or email info@bluehealthintelligence.com.